



The National Championship

Sonoma Raceway

Sonoma, California USA

February 15-16, 2020



Sonoma Raceway is a 2.52-mile (4.06 km) road course located on the landform known as Sears Point in the southern Sonoma Mountains in Sonoma, California, USA. The road course features 12 turns on a hilly course with 160 feet (49 m) of total elevation change.

Event Sponsor:

Contact the event director if you would like to showcase your company by sponsoring this event.

Early Pay Discount Ends: December 17, 2019

Event Director:

Mike Morrison
mike.morrison@champcar.org
Text/Phone: 212.738.6072

Media & Marketing:

Bill Strong
bill.strong@champcar.org
Text/Phone: 434.996.6721

Event Special Notices

- ESN 1** - Max sound of 96dbA at 50-feet will be enforced per the BCCR.
- ESN 2** - Track damage fees will be passed onto the team responsible for the damage.
- ESN 3** - Event Sponsor Decal installation instructions - None
- ESN 4** - RED FLAG Quiet Hour Procedures. See page 3 for procedures.
- ESN 5** - Race Format - See map page

EVENT SCHEDULE

- Thursday February 13, 2020 Schedule:** **Early Truck & Trailer Drop-off**
4:45pm Open for truck & trailer drop-off
- Friday February 14, 2020 Schedule:** **Move-In Day + Practice Day**
9:00am Tech, Gear Check, & Registration Open
9:00am - 12:00pm ChampCar Test Session #1
12:00-1:00pm Lunch Break
1:00pm - 4:00pm ChampCar Test Session #2
5:00pm Novice & New to ChampCar Class
6:00pm Tech, Gear Check, & Registration Close
- Saturday February 15, 2020 Schedule:** **7-Hour Race 1**
7:00am Drivers Meeting
7:45am Cars to Grid
8:00am Start Endurance Race
12:00-1:00pm Mandatory Red Flag
1:00pm Re-start Endurance Race
4:00pm Checkered Flag Endurance Race
4:05pm Post Race Inspection
- Sunday February 16, 2020 Schedule:** **7-Hour Race 2**
7:00am Drivers Meeting
7:45am Cars to Grid
8:00am Start Endurance Race
12:00-1:00pm Mandatory Red Flag
1:00pm Re-start Endurance Race
4:00pm Checkered Flag Endurance Race
4:05pm Post Race Inspection
4:35pm Awards Ceremony
7:00pm Track Closed. EVERYONE OUT



EVENT SUPPLEMENTALS

Download and read the ChampCar Endurance Series BCCR:

<https://champcar.org/rules>

Reading the rules is required by all CCES drivers, crew and car builders.



ChampCar.Live! : Watch the race from start to finish with live commentary. Visit ChampCar.Live.

Test & Tune Information: Friday, free to all registered teams. The ChampCar Test & Tune schedule: See schedule page 1.

Paddock: Paddock spaces in front of garages are reserved for the team renting that garage. Pit Lane spaces will be assigned. Please contact mike.morrison@champcar.org for pit assignments.

Paddock Electric: None

Pitlane Electric: None

Lighting: The pit lane has very limited lighting and minimal pit/paddock area lighting. Be advised that ambient lighting may not be sufficient for fueling or mechanical repairs. Therefore, teams are advised to consider alternate power and lighting sources. The use of EZ-ups on the “cold” side of the pit wall are also recommended for keeping out weather and hanging all lighting fixtures.

Pit Passes: Teams are advised that all team members, family, and guests who desire Pit Lane access MUST purchase a Weekend Membership Pass through ChampCar at the track. ChampCar members can obtain a free pit pass by showing their membership card.

Guest Pass: Guests may purchase a weekend membership to ChampCar at the gate and watch the race for \$20.

Pets: They are welcome on property, but must be kept on a leash. Pets are not allowed on pit road.

Children: Children under 16 are not allowed on pit road. Children must be under adult supervision at all times.

Camping: Self contained camping is allowed in the paddock.

Camping / Camper Hookups: None

Barbecues: No open flame campfires or barbecues. Only gas grills used for cooking are allowed.

Restroom / Showers: Restroom and shower facilities located in the paddock.

Gate: 24 hour gate coverage starting on Friday.

Concessions: Concessions will be open for Breakfast and Lunch on Friday – Sunday.

Fuel on site: Fuel is available onsite with a Credit Card. Located at the Sunoco Station at the South end of the paddock. Unleaded: 91, 96, 100, Leaded: 112, 114, 116

Weather: We're racing, regardless of the weather.

ChampCar Live Timing:

App or web based timing and scoring -
<http://www.racehero.io>
<http://www.race-monitor.com>

Drones: Unmanned aircraft systems and drones are prohibited at ChampCar Endurance events at all times.

Pit Lane Assignments: Assignments will be emailed to all team captains one week out from the race. If you would like to team up with a fellow team, please email the event director with the teams name and car number. Please have the team you want to pit with also email the event director. Cut-off for pit requests will be 2 weeks prior to the event.

RED FLAG Quiet Hour Procedures: At 11:45am pit lane will be closed. The race will be red-flagged at 12:00pm. All cars will be brought down pit lane. All work must stop on cars in the pit and paddock.

Drivers will exit cars, and you may remove in-car data cards/cameras. No work will be allowed on the cars. You may cover your car.

Drivers will be called back to the cars at 12:45 pm. You may only re-insert data cards and cameras, and add ice to your cool suit boxes when the race restarts. Driver stints reset. Race cars can be restarted at 1:00pm or when directed by ChampCar staff.

The pace car will lead the field out of pit lane, and come in after one lap. You must do one lap before you can pit, unless car is broke on pit lane, then you can start your pit stop after the cars on track have taken the green flag.

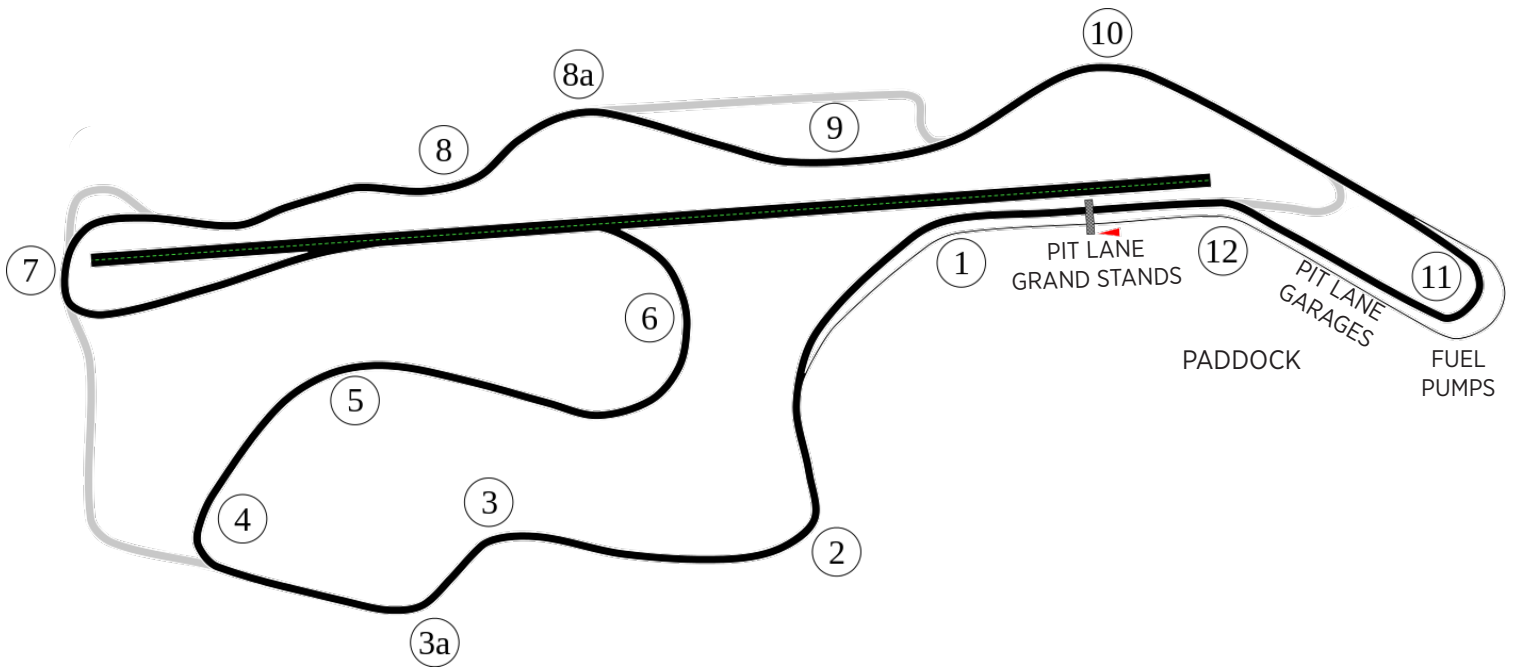
The Supplemental Rules May Be Updated Without Notice.

Teams Are Advised To Check Them With Regularity And Print A Copy For Reference Prior To Coming To The Event.

<https://ChampCar.org>

<https://ChampCar.org/rules>

info@champCar.org



NO DRONE ZONE
 Unmanned Aircraft Systems
 and Drones are Prohibited
 at ChampCar Endurance
 Series Events

National Championship Race Format

7 plus 7-hour Enduro.

Red flag for lunch for each race.

Sonoma Championship format -

Two separate races with the points from each day adding to the Championship total. In the event of a tie at the end of the weekend (ex, two teams finish 1-2 & 2-1 on sat/sun), the higher finishing team on Sunday gets the Championship.

There will be no Parc Ferme on Saturday night, teams are free to repair their cars.

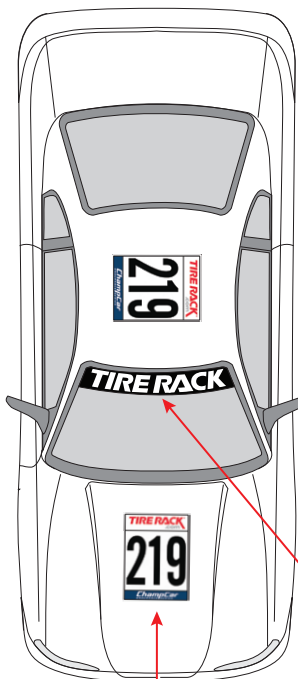
EVENT SUPPLEMENTALS



Decal Installation & Location Instructions

The following examples are approved installation locations for the required decal package.

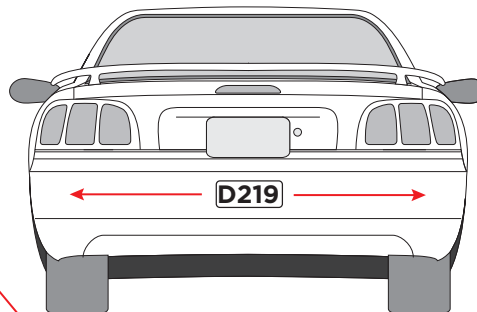
Contact media@champcar.org with decal location questions.



Maxxis tire contingency decal on left and right side front fenders.
NOT needed if you are not using Maxxis VR-1 Tires.
 Available at Event Tech Inspection.

Place sponsor and number panel as shown between arrows.

They **MUST** be displayed as in the image above. You may cut out the sponsor decals, but they must remain in the vertical alignment, and be in the same order. Failure to do so could keep your team from starting the race until they are fixed. 2020 requires that you add the Bell helmet decal below the Frozen Rotor decal. Bell decals will be available at tech.



Additional event specific decals may be required at certain events. Instruction on placement of those decals will be available at the event and in the ChampCar Event Supplements. Most likely place for the decals will be above the class letter on the doors.

If you have a custom wrap, please make arrangements for the required ChampCar decals in your design.

The number panel design will allow you to remove the top and lower Sponsor/ChampCar sections if you race with other sanctioning bodies. Just visit tech when you return to ChampCar to get new upper and lower sections of the number panel for free.

Replacements available at Tech & Registration on race weekends. Limited quantities available.

Convertibles and topless cars only. May face forward or toward drivers right like on the roof.

To order decals, visit
 RVA Graphics & Wraps
<https://www.rvagfxstore.com>

Only official ChampCar Decals will be allowed through tech. Do not print your own.

Official decal locations and order are required and are not a suggestion.

You will not be allowed to enter the track until decals are in the required locations.

Windshield banner is required at the top of the window. The background is optional. Per the BCCR, do not use white, orange, or yellow backgrounds. Cars without front windshields must have the decal at the top of the hood. The letters can be arranged to the curvature of the window. Team sponsor decals may go below the TireRack decal.

Required Decal List

- 2x Door Number Panels
- 1x Roof Number Panel
- 2x Sponsor Panels
- 2x Class Letter Door Decals
- 1x Rear Number Decal
- 1x Windshield Top Banner

Optional

- 1x Rear Class Letter & Number Decal

- Sponsor Panels (Free)
- Windshield Panels (Free)
- Class Letters (Free)
- Blank Rear Number Panel
- Blank Number Panels
- TireRack Number Panel Update
- Replaces 2018 RVA Top Decal (Free)
- ChampCar Number Panel Sections
- Lower and Upper Sections available for free