

# ***Event Supplementals***

## ***Shannonville 8+7 Hour***

### ***Calabogie Motorsports Park***

#### ***Calabogie, Ontario, Canada***

#### ***August 13-14, 2022***



### ***CONTACTS***

EVENT DIRECTOR

Carl Wener

[carlwener@hotmail.com](mailto:carlwener@hotmail.com)

514.606.9199

MARKETING DIRECTOR

Bill Strong

[bill.strong@champcar.org](mailto:bill.strong@champcar.org)

434.924.3454

Deposit- \$250 non-refundable/ non-transferable per event per team.

Full payment required 60-days prior to qualify for early entry discount.

Champchange, US event transfer/credit not applicable for CDN events.

**Early Pay Discount Ends: June 14, 2022**

## ***EVENT TIMELINE***

### **Friday August 12, 2022 Move-In and Test Day**

- 7:45 - 8:30am Practice Day Registration
- 8:30am - 9:00am Practice Day Drivers Meeting
- 9:00am - 12:30pm Practice Day Morning Sessions
- 12:30pm - 1:30pm Practice Day Break for lunch
- 1:30 - 5:00pm Practice Day Afternoon Sessions
- 2:00pm Paddock open to ChampCar teams  
Paddock #2 or Paddock #5 (TBD)
- 2:00pm Tech, Gear Check, & Registration Open  
Teams that have NOT registered for the day will be permitted to set up in Paddock #2 or Paddock #5 (TBD)
- 5:00pm Pit lane open for ChampCar setup
- 7:00pm - 7:30pm Novice & New to ChampCar Class
- 7:30pm Tech, Gear Check, & Registration Close

### **Saturday August 13, 2022 8-Hour Race 1**

- 7:00am - 7:30am Late Registration - no exceptions
- 7:00am Tech/Gear Check by invitation only\*
- 8:00am Driver & Crew Meeting
- 8:45am Cars to Grid
- 9:00am Start Endurance Race
- 5:00pm Checkered Flag Endurance Race
- 5:05pm Post Race Inspection

### **Sunday August 14, 2022 7-Hour Race 2**

- 7:00am Race Central Open
- 7:00am Tech/Gear Check by invitation only\*
- 8:00am Driver & Crew Meeting
- 8:45am Cars to Grid
- 9:00am Start Endurance Race
- 4:00pm Checkered Flag Endurance Race
- 4:05pm Post Race Inspection
- 4:35pm Awards Ceremony
- 7:00pm Track Closed. EVERYONE OUT

## ***EVENT SPECIAL NOTICES***

ESN 1 - Max sound of 96dbA at 50-feet will be enforced per the BCCR.

ESN 2 - Track damage fees will be passed onto the team responsible for the damage.

ESN 3 - Event Sponsor Decal installation instructions - Perry Performance Competition decal on door above class letter.

ESN 4 - Pit lane speed is 40km/h or 2000rpm in 2nd gear. Speed limit enforced the entire length of the outer pit wall.

ESN 5 - Quiet Hours 11:00pm-8:00am. No race engines or generators.

Download and read the ChampCar Endurance Series BCCR:

<https://champcar.org/rules>

Reading the rules is required by all CCES drivers, crew and car builders.

The Supplemental Rules May Be Updated Without Notice.

Teams Are Advised To Check Them With Regularity And Print A Copy For Reference Prior To Coming To The Event.

<https://ChampCar.org>

<https://ChampCar.org/events>

[info@ChampCar.org](mailto:info@ChampCar.org)



# *Event Supplementals*

## *Event Info*

**Race Car Tech Inspection:** All teams will be required to do the On-line Tech Form.

The Team Captain will find a button link on your main login page. Three months before the race, the tab "Submit a Tech Form" will take you to an electronic form that looks just like the paper Tech Inspection form. Simply fill in all the boxes at the top, then fill in or click on the listed point value items on your car. Save the form and you are done. At the track the Tech staff will simply check the required safety items on the car. Once the Tech staff clicks save on the safety portion of your online form you will get your annual tech sticker and head to ChampCar registration.

**Sound limits:** please refer to <https://www.calabogiemotorsports.com/track-rules/>

**Drivers Guides:** Helpful guides for those that have never been to Calabogie. <http://www.calabogiemotorsports.com/drivers-guides/>

**Test & Tune Information:** Held by Calabogie. Visit: TBD

**Quiet Hours:** Observe QUIET HOURS from 8:00 pm to 7:00 am. Please turn off all music and generators during this time.

**Track Walk:** After 7:00 pm walking the track is allowed. Walk, run, bicycle, skateboard, or rollerskates only. NO golf carts, scooters, or motorized vehicles of any type. You will be fined and removed from the facilities. No exceptions.

**Paddock Rules:** Jacks, jackstands, and car lifts must use plywood or plate under them to protect the paddock pavement Refer to the map for oil and coolant disposal stations. Speed limit 20 km/h at all times.

**Lighting:** There is no lighting in the paddock. Be advised that ambient lighting may not be sufficient for fueling or mechanical repairs. Therefore, teams are advised to consider alternate power and lighting sources. The use of EZ-ups on the "cold" side of the pit wall are also recommended for keeping out weather and hanging all lighting fixtures.

**Pit Passes:** Teams are advised that all team members, family, and guests who desire Pit Lane access MUST purchase a Weekend Membership Pass through ChampCar at the track. ChampCar members can obtain a free pit pass by showing their membership card.

**Pets:** Dogs must be kept on a leash at all times and you must clean up after them. Pets are not allowed on pit road.

**Children:** Children under 16 are not allowed on pit road. Children must be under adult supervision at all times.

**Camping:** Self-contained camping is allowed in the paddock.

**Camping / Camper Hookups:** None

**Barbecues:** No open flame campfires or barbecues. Only gas grills used for cooking are allowed in the paddock.

**Restroom / Showers:** Yes. See map.

**Gate:** 24-hour gate coverage starting on Friday. Fuel on site: Yes. Turn 21 store. Pumps will be open. Credit or debit card only. NO CASH. 91 and 94 octane.

**Weather:** We're racing, regardless of the weather.

**Drones:** Unmanned aircraft systems and drones are prohibited at ChampCar Endurance events at all times.

**Smoking:** No Smoking, No Cannabis Smoking or Vaping in restricted areas.

**ChampCar 2022 Rules & Tech Forms**  
<https://champcar.org/web/rules.php>

**ChampCar Knowledge Base and Tech Desk**  
<https://champcar.org/tech>

**Member/Community Forum**  
<https://forum.champcar.org>

**Accommodations**  
<https://www.calabogiemotorsports.com/stay>

The Supplemental Rules May Be Updated Without Notice.

Teams Are Advised To Check Them With Regularity And Print A Copy For Reference Prior To Coming To The Event.

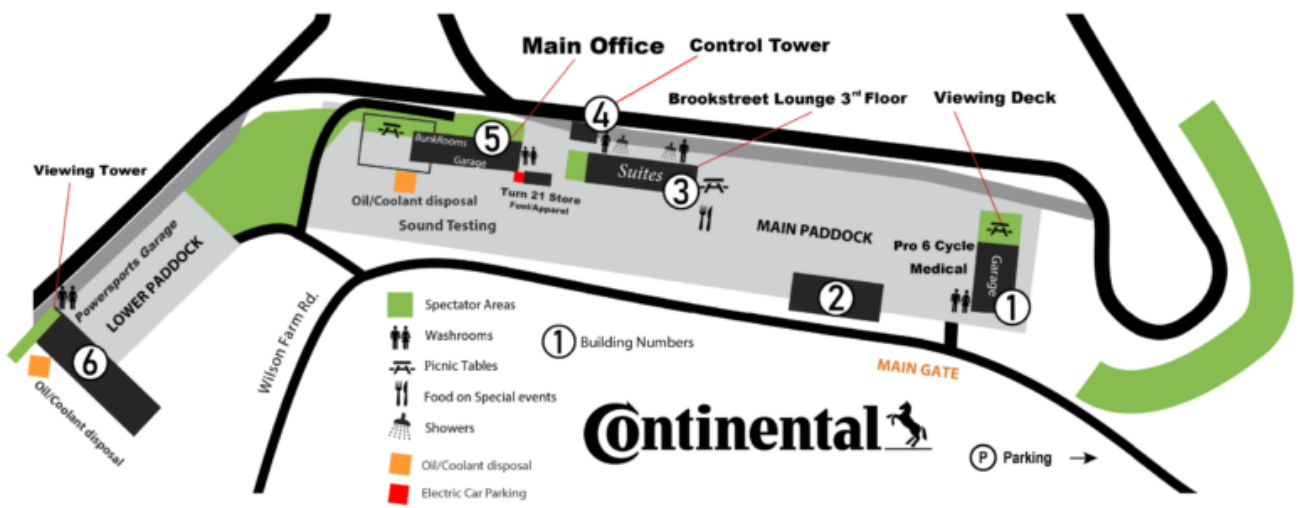
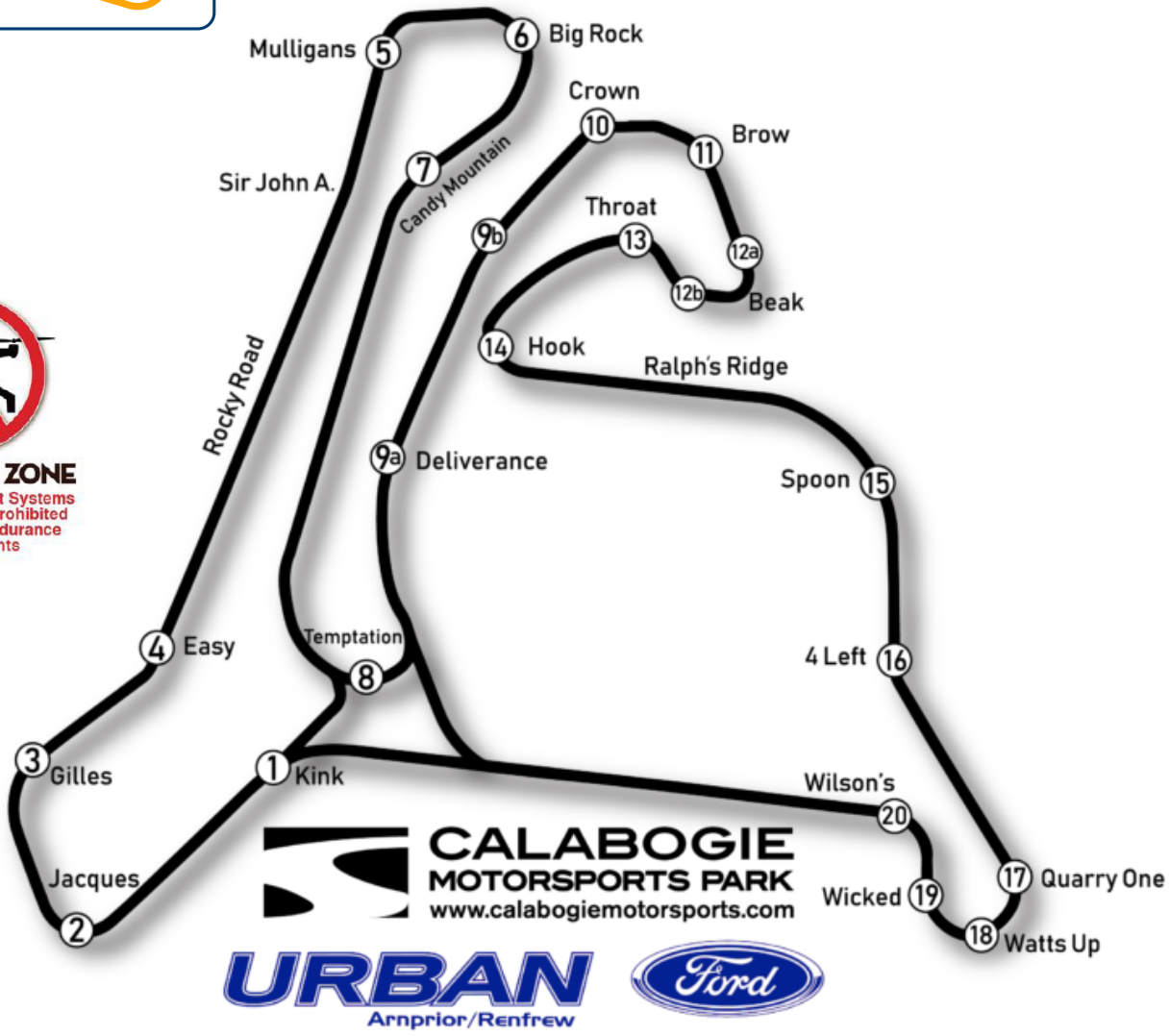


# Event Supplementals

## Track Maps



**NO DRONE ZONE**  
 Unmanned Aircraft Systems  
 and Drones are Prohibited  
 at ChampCar Endurance  
 Series Events




The Supplemental Rules May Be Updated Without Notice.  
 Teams Are Advised To Check Them With Regularity And Print A Copy For Reference Prior To Coming To The Event.




# Decal Installation & Location Instructions


The following examples are approved installation locations for the required decal package.



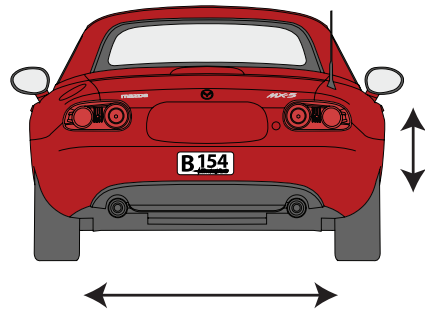
Sponsor and number panels must be attached between the arrows as shown. Sponsors may be cut out of the white panel, but MUST remain in the same order and be applied in the vertical style as shown. You must plan your graphic style around the number/sponsor panel placement. Per the BCCR numbers on all number panels shall be black and at minimum 8.0" tall. Fonts shall be a minimum of 1.0" wide (brush stroke) and a maximum of 1.5" wide.




The TIRERACK windshield banner is required at the top of the window. The background is optional. Per the BCCR, do not use white, orange, or yellow backgrounds. TIRERACK letters must be white. Cars without front windshields must have the decal at the top of the hood. The letters can be arranged to the curvature of the window. Team sponsor decals may go below the TireRack decal.



The roof number panel must be mounted as shown. If your car does not have a roof, you may attach the number panel to the hood as show. Per the BCCR numbers on all number panels shall be black and at minimum 8.0" tall. Fonts shall be a minimum of 1.0" wide (brush stroke) and a maximum of 1.5" wide.



Class/Number bumper decal must be attached to the rear of the car as shown between the arrows.



All of the decals shown on the left image must be applied to your ChampCar before you tech the car, and start the race event. The window banner MAY be replaced with the ChampCar supplied white die cut decal. Any missing decals can delay the start of your race.

ChampCar Tech will have a limited number of blank number panels for sale along with free sponsor panels, TireRack window die cut banners, class letter, and blank rear bumper class decals.

The number panel design will allow you to remove the top and lower Sponsor/ChampCar sections if you race with other sanctioning bodies. Just visit tech when you return to ChampCar to get new upper and lower sections of the number panel for free.

Order decal packages with printed numbers at <https://rvagfx.com/store>  
Please allow 3-4 weeks before your event as shipping may be slow.  
Don't wait until the last minute to order.